Systemschnitt

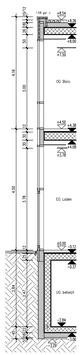

Systemgrundriss Obergeschoss

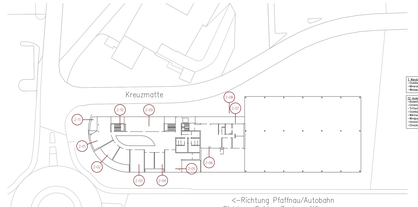

Systemgrundriss Erdgeschoss

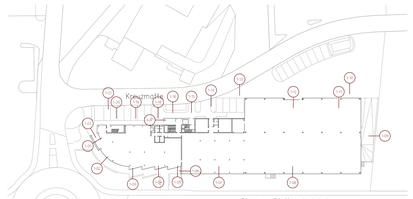

Systemgrundriss Untergeschoss

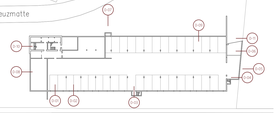

2-01 | 1:50

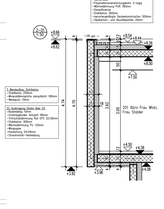

2-02 | 1:50

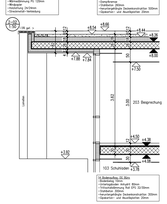

2-03 | 1:50

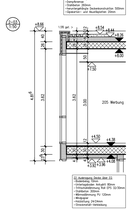

2-04 | 1:50

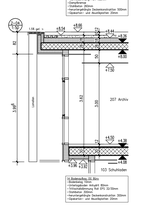

2-05 | 1:50

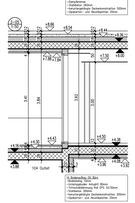

2-06 | 1:50

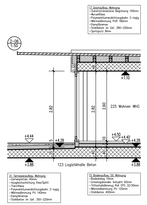

2-07 | 1:50

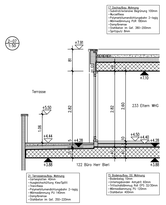

2-08 | 1:50

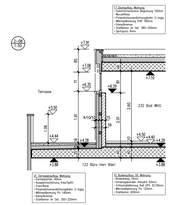

2-09 | 1:50

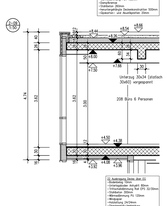

2-10 | 1:50

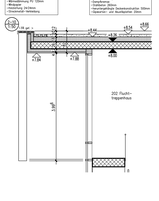

2-11 | 1:50

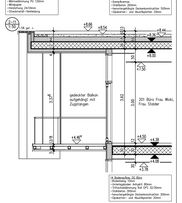

1-01 | 1:50

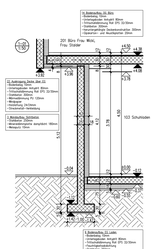

1-02 | 1:50

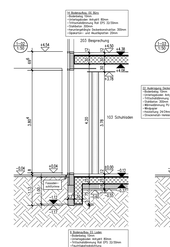

1-03 | 1:50

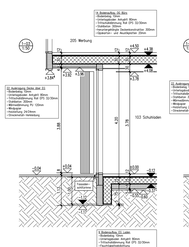

1-04 | 1:50

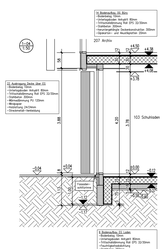

1-05 | 1:50

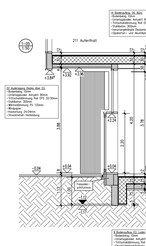

1-06 | 1:50

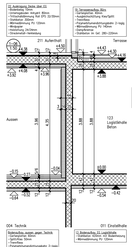

1-07 | 1:50

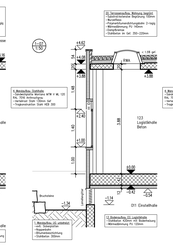

1-08 | 1:50

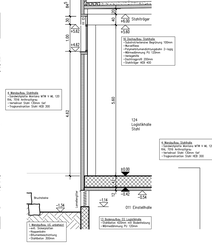

1-09 | 1:50

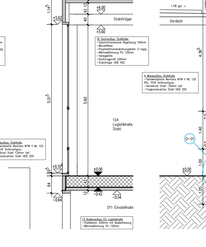

1-10 | 1:50

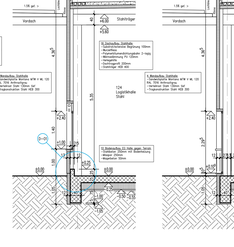

1-11 | 1:50

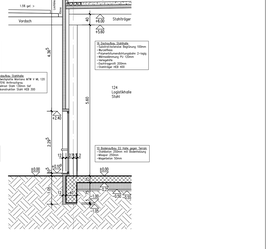

1-12 | 1:50

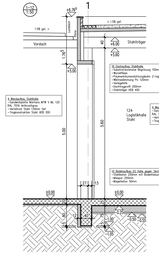

1-13 | 1:50

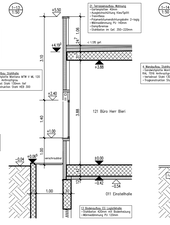

1-14 | 1:50

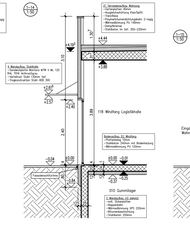

1-15 | 1:50

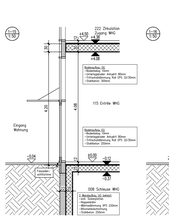

1-16 | 1:50

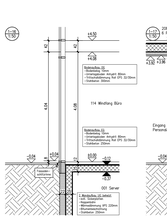

1-17 | 1:50

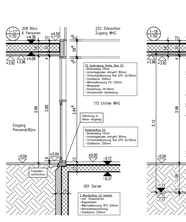

1-18 | 1:50

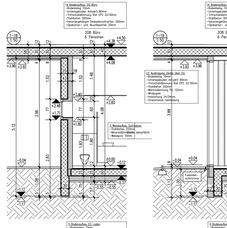

1-19 | 1:50

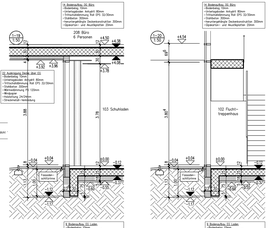

1-20 | 1:50

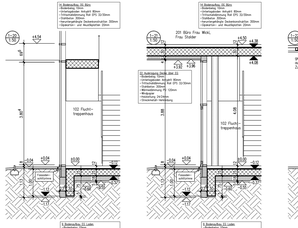

1-21 | 1:50

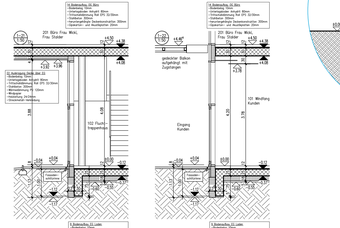

1-22 | 1:50

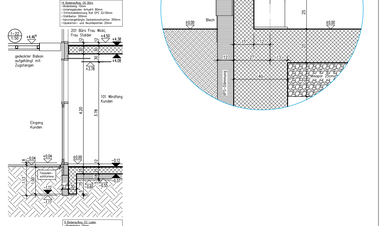

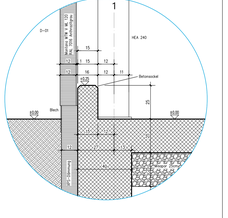

0-01 | 1:50

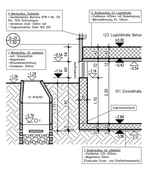

0-02 | 1:50

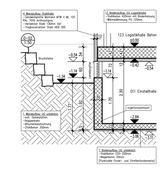

0-03 | 1:50



0-04 | 1:50

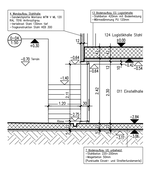

0-05 | 1:50

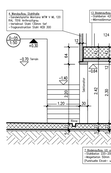

0-06 | 1:50

0-07 | 1:50

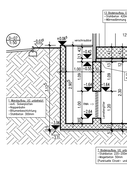

0-08 | 1:50

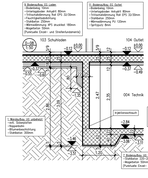

0-09 | 1:50

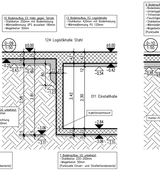

0-10 | 1:50

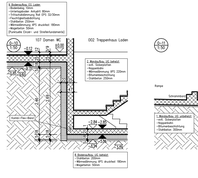

0-11 | 1:50

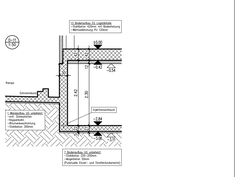

124-17-Detailschnitte

Beton	Regenabwasser neu	UK	Unterkant	K / M	Kuttel / Motor
Betonsteine	Schmutzabwasser neu	OK	Oberkant	F	Federgipsplatte
Kalksandstein		UKRD	Unterkant rot-Decke	V	Verschraubt
Gipswerkstoffplatte	Wasser	OKRD	Oberkant rot-Decke	BSB	Brandschutztüre
Normalbetonung	Elektro	BRH	Brüstung hoch	BA	Brüstenband
Kalkfolie	Gas	BRF	Brüstung fertig	DW	Dachwasser
		UTF	Unterkant fertig	KS	Kantenschutz
	Telefon	OTF	Oberkant fertig	KL	Kontrollschacht
		SWR	Schwelle roh	SS	Schlammsammler
	Regenabwasser bestehend	SWF	Schwelle fertig	ARA	Abwasserreinigungsanlage
		MFB	Metallfensterbank	TU	Turnüber
	Schmutzabwasser bestehend	MSW	Metallschwelle	LSS	Lüftungsschacht
		4 Stuf.	Verkürzungsstufen	3+4+w	Stütze+w

±0.00=453.60m.ü.M.
Polygonpunkt 0169=-0.02/+453.58m.ü.M.

Kontakt Bauingenieur: Daniel Bircher 062 209 70 00	Alle Masse sind Rohmasse.
Kontakt Architekt: Forster Partner Architekten GmbH 076 440 66 76	Die Unternehmer hat sämtliche Masse vor der Ausführung zu kontrollieren.
	Massdifferenzen und Unklarheiten sind der Bauleitung sofort zu melden.
Kontakt Sanitär: Hugo Riedweg 062 756 44 03	Türhöhen gelten ab OK Fertig Boden, resp. ab OK Fertig Schwelle bis UK Rohbau Sturz resp. UK Rolle Decke.
Kontakt Elektro: Jürg Frauenfelder 062 751 05 07	Fensterhöhen gelten ab OK Fertig Brüstung, resp.ab OK Fertig Schwelle bis UK Fertig Sturz resp. UK Geländerholm.
Kontakt Heizung/Lüftung: Roger Bucher 062 749 50 70	Für die Stahlbetonkonstruktionen gelten die Ingenieurpläne. Für die Photon-Regel Konstruktion gelten die Spezialstatikpläne. Für die technischen Installationen gelten die Spezialstatikpläne. Die Installationen werden mittels spezieller Aussparungspläne angegeben.

Datum	Änderung	Datum	Änderung
01.12.2015	Ersteilung		
07.10.2016	Ergänzungen gemäss Architekt		

Bauherrschaft
AMREIN Management + Immobilien AG, 6130 Willisau

Projekt
Neubau Hauptsitz HELVETIAS AG , Parzellen 569 und 570, 6260 Reiden

Planer
Forster Plan GmbH, Tundelerweg 18, 4915 St. Urban

Architekt
Forster Hasler Totalunternehmung AG, 4806 Wikon

Forster ... für die Zukunft bauen!

Forster Hasler

Planname	Planungsphase
Detailschnitte	Ausführung

Plan Nummer	Massstab	Plan Grösse	Datum
124-17	1:50	252/90	24.01.2014 ai

Kontakt Planung / Bauleitung
Forster Plan AG | Tundelerweg 18 | 4915 St. Urban | 062 929 42 00 | info@forster-plan.ch | www.forster-plan.ch